


FACTS & FIGURES 2013

Production, Distribution & Exhibition Statistics
2014 EDITION



NORWEGIAN FILM INSTITUTE

The Norwegian Film Institute (NFI) operates under the authority of the Norwegian Ministry of Culture. The Institute is the Norwegian government's administrative body for the film sector and its advisor on film policy issues. The NFI's 2014 budget is approx. EUR 63 million, of which approx. EUR 51 million is earmarked for audiovisual development, production and distribution. The Institute also offers personal grants, training and talent development for the film industry.

The NFI represents and promotes Norwegian feature films, shorts, documentaries, games and TV series at festivals and film cultural events nationally and abroad. It also provides statistics and facts about Norwegian film and cinema.

The NFI is responsible for facilitating and promoting Norway as an attractive shooting location for foreign producers, through Film Commission Norway.

The NFI represents Norway in the Council of Europe's fund for co-production of films, Eurimages, as well as in the European Audiovisual Observatory. Norway has joined the European Convention on Cinematographic Co-Production.

The NFI also participates in a number of other international cooperative efforts for the audiovisual sector, including the European Film Academy, European Film Promotion, Creative Europe, Filmkontakt Nord and Scandinavian Films.

For more information: www.norwegianfilms.no and the Norwegian Film Database.

FILM & KINO

Film & Kino was founded in 1917 and is the main organization for the cinema and video industries in Norway. In addition, it is a member organization for the municipalities, which own most of the cinemas in Norway. By the end of 2013 the organization counted 146 municipalities as members. Norsk kino- og filmfond (The Norwegian Cinema and Film Foundation) and Bygdekinoen (the ambulatory cinema) are also administered by the organization.

Norway became the world's first country with only digital cinema technology in July 2011. During the digitalising process Film & Kino conducted the roll-out of 420 screens all over the country. This has been one of the most important tasks for the organisation the last years. In a period of six to eight years, Film & Kino will offer support to the digital movie theatres.

Approximately one third of the films screened in Norway have received financial support for

distribution from Film & Kino. These include films that under "normal" circumstances would not have obtained theatrical release in Norway. Film & Kino also supports children's films by financing additional prints, by providing distribution support and by funding Norwegian versions (dubbing). Film & Kino supported the cinema and video industries with a total of NOK 40,8 million in 2013.

Film & Kino is also the main owner and organizer of one of the most important film festivals in Norway, The Norwegian International Film Festival in Haugesund. In addition, Film & Kino supports most of the other film festivals in Norway financially and in an advisory capacity, and also has support schemes for local cinemas where they can get funding for "smaller" activities, like school cinema or special events.

THEATRICAL RELEASES IN 2013: MINORITY CO-PRODUCTIONS

Filmtittel	Admissions	GBO (NOK)	Director	Production Company, Majority	Production Company, Norway	Distributor, Norway
Nåde / Mercy	4 462	340 814	Matthias Glasner	Knudsen & Streuber Medienmanufaktur, Schwarzwiss Film, Ophir Film, ZDF, ARTE	Neofilm AS	Nordisk Film Distribusjon AS
Dypet /	5 106	453 456	Baltasar Kormákur	Blueeyes Productions	Filmhuset AS	Europafilm
Call Girl /	9 425	911 226	Mikael Marcimain	Garagefilm International AB	Friland Produksjon AS	Fidalgo
Snabba Cash Livet Deluxe /	3 158	298 077	Jens Jonsson	Tre Vänner	Fantefilm Fiksjon AS	Nordisk Film Distribusjon AS
The Act of Killing /	4 982	419 209	Joshua Oppenheimer	Final Cut for Real	Piraya Film AS	Tour de Force

NORWEGIAN THEATRICAL RELEASES 2013

100 % national films and majority co-productions

Title	Admissions	GBO (NOK)	Director	Production Company	Distributor, Norway	Budget (NOK)
Før snøen faller / Before Snowfall	16 178	978 072	Hisham Zaman	Paradox AS	Scanbox	21 954 522
Gulabi Gang /	8 939	517 042	Nishtha Jain	Piraya Film AS	Kudos Family	4 537 756
En som deg / Must have been Love	7 602	522 400	Eirik Svensson	4 1/2 Fiksjon AS	Norsk Filmdistribusjon	8 271 212
Karsten og Petra blir bestevenner / Casper & Emma - Best Friends	218 133	16 620 254	Arne Lindtner Næss	Cinenord Kidstory AS	SF Norge	14 000 000
Victoria /	89 865	7 212 086	Torun Lian	Filmkameratene AS	SF Norge	32 000 000
Jag etter vind / Chasing the Wind	33 883	2 878 767	Rune Denstad Langlo	Motlys AS	Norsk Filmdistribusjon	20 100 000
Eventyrland / It's Only Make Believe	17 822	1 492 393	Arild Østin Ommundsen	Chezville AS	ActionFilm	4 900 000
Pelle Politbil på Sporet / Ploddy the Police Car on the Case	158 029	12 479 743	Rasmus A. Sivertsen og Rune Spaans	Neofilm AS	Nordisk Film Distribusjon AS	16 295 000
Å begrave en hund /	3 644	304 821	Andreas Lisberg, Julian Hagemann	Monster Film	SF Norge	4 353 392
Pornopung / Crack, Back & Sack	64 827	6 020 871	Johan Kaos	Feil Film AS	Norsk Filmdistribusjon	10 864 920
Kyss meg for faen i helvete / Kiss Me You Fucking Moron	43 615	3 680 769	Stian Kristiansen	Motlys AS	Norsk Filmdistribusjon	9 100 000
Jeg er din / I am Yours	12 493	995 435	Iram Haq	Mer Film AS	SF Norge	8 000 000
Mormor og de åtte ungene / Granny & the Kids	187 970	14 996 594	Lisa Marie Gamlem	Paradox AS	Nordisk Film Distribusjon AS	25 300 000
Pionér / Pioneer	170 070	16 424 360	Erik Skjoldbjærg	Friland Produksjon AS	Nordisk Film Distribusjon AS	47 210 305
De tøffeste gutta / The Tough Guys	49 352	3 432 196	Christian Lo	Filmbin AS	SF Norge	11 600 000
Hokus Pokus Albert Åberg / Hocus Pocus Alfie Atkins	74 468	5 763 215	Torill Kove	Maipo Film AS	Nordisk Film Distribusjon AS	20 096 682
Optimistene / The Optimists	24 553	1 884 792	Gunhild Westhagen Magnor	Skofteland Film	Norsk Filmdistribusjon	5 550 000
Gåten Ragnarok / Ragnarok	250 570	22 550 569	Mikkel B. Sandemose	Fantefilm Fiksjon AS	Nordisk Film Distribusjon AS	38 501 050
Tusen ganger god natt / A Thousand Times Good Night	95 838	8 811 602	Erik Poppe	Paradox AS	Euforia Film	40 852 153
Detektiv Downs / Detective Downs	54 289	4 421 754	Bård Breien	Friland Produksjon AS	Nordisk Film Distribusjon AS	24 833 550
Supervent /	37 721	3 309 832	Filip Christensen, Even Sigstad, Lasse Nyhaugen (co-regi), Jan Petter Aarskog (co-regi)	Field Productions	SF Norge	5 550 000
Søsken til evig tid / Siblings are Forever	40 628	3 482 977	Frode Fimland	Fim Video AS	Tour de Force	2 514 000
Solan og Ludvig - Jul i Flåklypa / The Christmas of Solan & Ludvig	854 210	71 033 851	Rasmus A. Sivertsen	Maipo Film AS	Nordisk Film Distribusjon AS	25 000 000
Kill Buljo 2 /	78 115	7 353 135	Vegar Hoel	Tappeluft Pictures AS	ActionFilm	11 428 350

As of 31.12.2013

Source: NORWEGIAN FILM INSTITUTE / FILM & KINO

FEATURE FILMS SUPPORTED 2013

Production support only. Does not include amounts for Box Office Bonus (ex-post) support. All amounts in NOK

Title	Budget	Production Support	Production Company	Director
Commissioning Executive Scheme				
1001 gram	25 500 000	4 500 000	BulBut Film AS	Bent Hamer
Karsten og Petra på vinterferie	15 450 000	1 100 000	Cinenord Kidstory AS	Arne Lindtner Næss
Kule kidz gråter ikke	16 300 000	6 800 000	Cinenord Kidstory AS	Katarina Launing
Operasjon Arktis	26 525 620	4 800 000	Filmkameratene AS	Grethe Bøe
De umoralske	5 287 138	200 000	Viafilm AS	Lars Daniel Krutzkoff Jacobsen
Natt til 17.	10 000 000	6 500 000	Maipo Film AS	Eirik Svensson
Miss Julie	33 000 000	7 685 000	Maipo Film AS	Liv Ullman
Hjemlengsel	19 500 000	12 226 000	Maipo Film AS	Anne Sewitaky
Dirk Ohm	21 611 000	9 050 000	MER FILM as	Bobbie Peers
Her er Harold	22 750 000	9 610 000	MER FILM as	Gunnar Viken
Market Criteria Scheme				
Solan og Ludvig - Herfra til Flåkløya	25 000 000	12 300 000	Maipo Film	Rasmus A. Sivertsen
Birkebeinerne	44 500 000	14 000 000	Paradox Rettigheter AS	Nils Gaup
Kaptein Sabeltann og skatten i Lama Rama	48 700 000	15 200 000	Storm Films AS	Lisa Maria Gamlem
Knutsen & Ludvigsen og den Fæle Rasputin	26 700 000	10 300 000	Tordenfilm AS	Rasmus A. Sivertsen, Rune Spaans
Feature Documentaries				
Søsken til evig tid	2 514 000	250 000	FIM VIDEO AS	Frode Fimland
Opprørske oldemødre	4 506 688	1 315 000	Faction Film AS	Håvard Bustnes
Feature Minority Co-productions				
Turist	3 200 000	1 920 000	Motlys AS	Ruben Östlund
Richard the Stork	10 000 000	3 000 000	Den siste skilling AS	Toby Genkel
Skammerens datter	8 396 740	3 000 000	Storm Films AS	Kenneth Kainz
Den allvarsamma leken	4 118 914	2 200 000	Motlys AS	Pernilla August
The Swimmer	18 358 347	2 000 000	Sweet films AS	Richard L. Fox
Box-Office Bonus (ex-post) only				
Tina & Bettina			Tappeluft Pictures AS	Simen Alsvik
Thale			Yesbox Productions AS	Alexander Nordaas
Varg Veum - De døde har det godt			Cinemiso AS	Erik Richter Strand
Varg Veum - Kalde hjerter			Cinemiso AS	Trond Espen Seim
Varg Veum - I mørke er alle ulver grå			Cinemiso AS	Erik Richter Strand
Varg Veum - Svarte får			Cinemiso AS	Erik Richter Strand
Varg Veum - Dødens drabanter			Cinemiso AS	Erik Richter Strand

NORWEGIAN FILM SUPPORT 2009-2013, PER SCHEME

The list shows number of projects supported, total amounts awarded, and average amount per project under each support scheme operated by the Norwegian Film Institute • All amounts in NOK. • NT = Number of titles / TA = Total amount / AAA = Average amount awarded

	2009			2010			2011			2012			2013		
	NT	TA	AAA	NT	TA	AAA	NT	TA	AAA	NT	TA	AAA	NT	TA	AAA
Short Films															
Development support	2	144 500	72 250	2	228 200	114 100	10	715 000	71 500	7	410 000	58 571	6	460 000	76 667
Production support	31	12 998 806	418 316	19	12 876 800	677 726	16	9 445 000	590 313	21	13 525 000	644 048	24	19 295 000	803 958
Total short films	33	13 143 306	398 282	21	13 105 000	624 048	26	10 160 000	390 769	28	13 935 000	497 679	30	19 755 000	658 500
New Ways to Short Films															
Development support	6	652 333	108 722	3	265 000	88 333	6	630 000	105 000	5	1 409 640	281 928	-	-	-
Production support	5	8 863 000	1 772 600	5	7 475 000	1 495 000	5	8 620 000	1 724 000	2	2 560 000	1 280 000	4	4 890 360	1 222 590
Total *New Ways to Short Films*	11	9 515 333	865 030	8	7 740 000	967 500	11	9 250 000	840 909	7	3 969 640	567 091	4	4 890 360	1 222 590
New Ways to Documentaries															
Development support	6	900 000	150 000	10	1 450 000	145 000	3	500 000	166 667	3	945 000	315 000	4	814 828	203 707
Production support	3	2 250 000	750 000	5	3 750 000	750 000	6	4 438 000	739 667	4	3 300 000	825 000	5	3 936 672	787 334
Total *New Ways to Documentaries*	9	3 150 000	350 000	15	5 200 000	346 667	9	4 938 000	548 667	7	4 245 000	606 429	9	4 751 500	527 944
Feature Films*															
Development support	52	10 484 182	201 619	37	8 761 250	236 791	41	7 370 500	179 768	60	11 323 602	188 727	81	16 660 625	205 687
Commissionin Exec scheme	11	87 710 790	7 973 708	9	82 985 250	9 220 583	9	70 163 000	7 795 889	12	68 100 000	5 675 000	10	62 471 000	6 247 100
Market Criteria scheme	7	54 610 000	7 801 429	5	54 050 000	10 810 000	3	39 558 323	13 186 108	4	57 224 750	14 306 188	4	51 800 000	12 950 000
Co-productions (minority)	9	10 000 000	1 111 111	10	8 384 280	838 428	6	9 340 000	1 556 667	7	11 000 000	1 571 429	6	12 185 000	2 030 833
Total feature films	79	162 804 972	2 060 822	61	154 180 780	2 527 554	59	126 431 823	2 142 912	83	147 648 352	1 778 896	101	143 116 625	1 416 996
Feature Documentaries															
Development support	5	1 285 000	257 000	7	2 282 500	326 071	9	2 645 000	293 889	5	2 250 000	450 000	3	1 050 000	350 000
Production support	3	4 475 000	1 491 667	3	5 200 000	1 733 333	2	2 100 000	1 050 000	4	4 025 000	1 006 250	1	250 000	250 000
Total feature documentaries	8	5 760 000	720 000	10	7 482 500	748 250	11	4 745 000	431 364	9	6 275 000	697 222	4	1 300 000	325 000
New Ways to Long Films															
Development support	-	-	-	-	-	-	-	-	-	3	1 704 000	568 000	4	3 838 515	959 629
Production support	-	-	-	-	-	-	-	-	-	2	5 942 683	2 971 342	1	5 923 985	5 923 985
Total *New Ways to Long Films*	-	-	-	-	-	-	-	-	-	5	7 646 683	1 529 337	5	9 762 500	1 952 500
Promotion Support, Festivals															
Promotion, feature film	-	-	-	-	-	-	21	2 735 716	283 973	24	2 294 046	95 585	31	5 766 821	186 026
Promotion, co-productions (minority)	-	-	-	-	-	-	-	-	-	1	20 000	20 000	1	4 260	4 260
Promotion, feature documentaries	-	-	-	-	-	-	3	57 300	19 100	10	775 810	77 581	2	90 500	45 250
Promotion, short films	-	-	-	-	-	-	11	343 835	31 258	27	572 261	21 195	16	440 533	27 533
Promotion, documentaries*	-	-	-	-	-	-	11	457 614	41 601	33	1 754 460	53 165	30	1 936 411	64 547
Promotion, TV drama series	-	-	-	-	-	-	4	149 561	37 390	6	382 544	63 757	7	212 254	30 322
Promotion, interactive productions	-	-	-	-	-	-	4	2 145 000	536 250	3	100 000	33 333	11	774 250	70 386
Total promotion UTLAND	-	-	-	36	2 500 000	69 444	54	5 889 026	109 056	104	5 899 121	56 722	98	9 225 029	94 133

	2009			2010			2011			2012			2013		
	NT	TA	AAA	NT	TA	AAA	NT	TA	AAA	NT	TA	AAA	NT	TA	AAA
Promotion Support, National															
Promotion, feature film	18	20 756 960	2 304 654	39	27 230 231	2 073 930	23	36 220 000	4 833 626	22	26 349 313	1 197 696	24	30 263 046	1 260 960
Promotion, co-productions (minority)	-	-	-	3	2 000 000	666 667	1	600 000	600 000	-	-	-	2	600 000	300 000
Promotion, feature documentaries	4	2 929 837	732 459	5	2 628 353	525 671	3	1 944 796	648 265	6	2 856 530	476 088	3	1 366 595	455 532
Promotion, short films	-	-	-	26	892 670	34 333	1	20 000	20 000	-	-	-	-	-	-
Promotion, interactive productions	-	-	-	6	2 830 000	471 667	4	2 145 000	536 250	2	426 599	213 300	14	2 399 905	171 422
Total promotion NORGE	22	23 686 797	1 076 673	79	35 581 254	450 396	32	40 929 796	1 279 056	30	29 632 442	987 748	43	34 629 546	805 338
Box Office Bonus (automatic, ex-post)															
Feature film total	40	95 268 183	4 899 665	32	98 995 212	9 691 077	39	116 789 525	9 616 842	29	100 618 032	3 469 587	38	108 576 817	2 857 285
Co-productions (minority)	1	756 990	756 990	1	246 145	246 145	3	1 133 590	377 863	2	2 962 893	1 481 447	2	380 000	190 000
Short films	2	3 666	1 833	-	-	-	-	-	-	-	-	-	-	-	-
Feature documentaries	3	315 001	117 000	4	1 527 046	381 762	4	629 293	157 323	3	1 797 265	599 088	7	3 226 075	460 868
Total Box Office Bonus	46	96 343 840	2 094 431	37	100 768 403	2 723 470	46	118 552 408	2 577 226	34	105 378 190	3 099 359	47	112 182 892	2 386 870
Single TV documentaries*															
Development support	30	4 572 000	152 400	25	4 044 226	161 769	34	6 872 000	202 118	46	8 690 000	188 913	57	11 663 245	204 618
Production support	34	13 780 000	405 294	29	12 372 476	426 637	20	17 215 000	860 750	28	21 712 408	775 443	24	21 220 000	884 167
Total single TV documentaries	64	18 352 000	286 750	54	16 416 702	304 013	54	24 087 000	446 056	74	30 402 408	410 843	81	32 883 245	405 966
TV Documentary Series															
Development support	3	550 000	183 333	2	200 000	100 000	1	150 000	150 000	-	-	-	2	500 000	250 000
Productions support	2	1 395 000	697 500	3	2 650 000	883 333	5	4 415 000	883 000	-	-	-	5	3 444 000	688 800
Total TV documentary series	5	1 945 000	389 000	5	2 850 000	570 000	6	4 565 000	760 833	-	-	-	7	3 944 000	563 429
TV Drama Series															
Development support	28	5 386 135	192 362	13	2 826 151	217 396	20	3 392 220	169 611	13	2 675 000	205 769	13	6 125 000	471 154
Production support	5	11 050 000	2 210 000	4	14 090 000	3 522 500	7	25 800 000	3 685 714	8	29 100 000	3 637 500	8	41 250 000	5 156 250
Total TV drama series	33	16 436 135	498 065	17	16 916 151	995 068	27	29 192 220	1 081 193	21	31 775 000	1 513 095	21	47 375 000	2 255 952
Interactive Productions															
Development support	18	10 600 000	588 889	16	10 000 000	625 000	20	10 000 000	500 000	23	15 000 000	652 174	31	20 696 000	667 613
Total interactive productions	18	10 600 000	588 889	16	10 000 000	625 000	20	10 000 000	500 000	23	15 000 000	652 174	31	20 696 000	667 613
Script development	129	6 147 400	47 654	117	7 213 000	61 650	71	6 530 000	91 972	61	5 989 000	98 180	43	4 920 000	114 419

*For 2012 and 2013 slate funding is included

GENDER EQUALITY

Proportion of films funded in 2013 that had a woman as:

	Director		Screenwriter		Producer		Total	
	Number	%	Number	%	Number	%	Number	%
Feature films	5	31,3 %	4	25,0 %	9,5	59,4 %	18,5	38,5 %
Documentaries	17	54,8 %	17,5	56,5 %	11	35,5 %	45,5	48,9 %
Short films	11	39,3 %	12,5	44,6 %	14	50,0 %	37,5	44,6 %

Proportion of films funded in 2007 - 2013 that had a woman as a director, screenwriter or producer:

	2007	2008	2009	2010	2011	2012	2013
Feature films	19,0 %	24,0 %	32,0 %	27,0 %	31,0 %	33,0 %	38,5 %
Documentaries	40,0 %	48,0 %	43,0 %	45,0 %	32,0 %	41,0 %	48,9 %
Short films	34,0 %	39,0 %	48,0 %	42,0 %	42,0 %	36,0 %	44,6 %

Proportion of feature films released in 2013 that had a woman as:

	Director		Screenwriter		Producer		Total	
	Number	%	Number	%	Number	%	Number	%
Feature films with production support	6	31,4 %	6	31,5 %	8	42,1 %	20	35 %
Feature films without production support	-	-	-	-	-	-	-	-
Total	6	25 %	6	25 %	8	33,3 %	20	27,7 %

MARKET SHARE, NATIONAL RELEASES

Year	Number of national releases	Admissions	Market share by admissions	Gross Box Office NOK	Market share by GBO
2001	8	1 864 922	14,9 %	99 880 868	14,5 %
2002	15	897 105	7,5 %	47 681 059	6,7 %
2003	18	2 377 747	18,2 %	133 780 501	16,4 %
2004	20	1 778 171	14,9 %	107 122 300	13,7 %
2005	20	1 380 381	12,2 %	98 309 993	12,5 %
2006	20	1 928 263	16,1 %	130 094 858	15,3 %
2007	22	1 778 681	16,4 %	115 462 294	14,6 %
2008	22	2 656 517	22,4 %	202 456 009	22,1 %
2009	22	2 613 502	20,6 %	195 330 359	18,7 %
2010	26	2 564 405	23,3 %	198 195 422	20,8 %
2011	33	2 856 893	24,5 %	234 759 057	22,6 %
2012	25	2 164 983	17,9 %	184 479 606	16,6 %
2013	26	2 690 110	22,8 %	222 107 567	20,3 %

Source: FILM & KINO

CINEMAS AND ADMISSION

	2006	2007	2008	2009	2010	2011	2012	2013
Admissions	12 012 493	10 815 700	11 869 449	12 701 912	11 020 954	11 655 050	12 124 008	11 802 662
GBO all titles	852 005 481	791 189 783	917 658 454	1 042 144 702	954 034 109	1 039 662 444	1 110 123 006	1 095 175 929
Admissions Norwegian titles	1 928 263	1 778 521	2 656 517	2 613 502	2 564 403	2 856 893	2 164 983	2 690 110
GBO Norwegian titles	130 094 858	115 462 294	202 456 009	195 330 359	198 195 422	234 759 057	184 479 606	222 107 567
Number of film releases	241	237	221	223	207	206	196	201
Number of Norwegian film releases	20	22	22	22	26*	33	25	26
Number of theatres	235	212	210	204	204	198	196	200
Number of screens	658	653	661	652	650	422	415	422
Number of seats	84 269	79 897	79 177	78 716	79 238	77 753	76 195	76 699
Number of digital screens	-	-	49	65	250	422	415	422
Admissions per citizen	2,6	2,3	2,5	2,6	2,3	2,3	2,4	2,3
Number of active distributors	17	17	18	20	19	19	20	21

Source: FILM & KINO

FILM CLASSIFICATIONS

	2007	2008	2009	2010	2011	2012	2013
No age limit	50	45	56	42	58	45	51
From 7 years upwards	31	35	29	27	28	27	15
From 11 years upwards	65	66	62	71	63	64	71
From 15 years upwards	78	71	72	63	57	58	60
From 18 years upwards	13	4	4	4	-	2	4
Total	237	221	223	207	206	196	201

Source: FILM & KINO

MARKET SHARE TOP-LISTED FILMS 2006-11

AD = Admissions

	2006		2007		2008		2009		2010		2011		2012		2013	
	AD	GBO	AD	GBO	AD	GBO	AD	GBO	AD	GBO	AD	GBO	AD	GBO	AD	GBO
Top 10	36,5%	38,1%	34,3%	35,3%	36,0%	37,6%	37,7%	38,7%	30,7%	33,0%	31,8%	33,2%	41,4%	43,2%	29,6%	30,2%
Top 20	52,2%	54,2%	50,0%	51,9%	54,1%	54,4%	55,5%	57,4%	47,8%	49,7%	49,0%	50,5%	57,9%	59,7%	45,8%	46,3%
Top 30	63,4%	65,5%	60,0%	62,0%	63,4%	65,4%	65,8%	67,9%	59,0%	60,6%	58,6%	60,1%	68,6%	70,5%	58,3%	59,3%
Top 40	70,7%	72,6%	67,1%	69,3%	70,8%	72,6%	73,3%	75,2%	67,4%	69,1%	65,9%	67,0%	75,6%	77,3%	66,3%	67,5%
Top 50	76,3%	78,5%	72,6%	75,1%	76,3%	78,3%	78,7%	80,6%	74,0%	75,8%	71,6%	72,5%	80,5%	82,0%	72,7%	73,9%

Source: FILM & KINO

RELEASES, BY GEOGRAPHICAL REGIONS

NT = Number of titles


	2010		2011		2012		2013	
	NT	%	NT	%	NT	%	NT	%
National	26	12,6 %	33	16,0 %	25	12,8 %	26	12,9 %
European	59	28,5 %	54	26,2 %	67	34,2 %	55	27,4 %
US	103	49,8 %	98	47,6 %	92	46,9 %	113	56,2 %
Rest of World	19	9,3 %	21	10,2 %	12	6,1 %	7	3,5 %
Total	207	100,0 %	206	100,0 %	196	100,0 %	201	100,0 %


Source: FILM & KINO

CINEMA TOP 30

Rank	Release title	Original title	Admissions	GBO NOK	Distributor	Release date
1	Solan og Ludvig - Jul i Flåklypa	Solan og Ludvig - Jul i Flåklypa	854 210	71 033 851	Nordisk Film Distribusjon AS	08.11.13
2	Hobbiten: Smaugs ødemark	The Hobbit: The Desolation of Smaug	479 232	55 738 046	SF Norge	11.12.13
3	The Hunger Games: Catching Fire	The Hunger Games: Catching Fire	322 522	33 153 726	Nordisk Film Distribusjon AS	20.11.13
4	Iron Man 3	Iron Man 3	292 389	31 140 484	The Walt Disney Company Nordic	26.04.13
5	Fast & Furious 6	Fast & Furious 6	273 485	26 802 104	United International Pictures	24.05.13
6	Grusomme meg 2	Despicable Me 2	267 122	24 560 143	United International Pictures	05.07.13
7	Gåten Ragnarok	Gåten Ragnarok	250 570	22 550 569	Nordisk Film Distribusjon AS	04.10.13
8	Croods	The Croods	246 690	21 223 950	Twentieth Century Fox Norway	22.03.13
9	Rive-Rolf	Wreck-it Ralph	232 835	20 352 374	The Walt Disney Company Nordic	08.02.13
10	The Hangover Part III	The Hangover Part III	218 489	21 002 809	SF Norge	29.05.13
11	Karsten og Petra blir bestevenner	Karsten og Petra blir bestevenner	218 133	16 620 254	SF Norge	15.02.13
12	Frost	Frozen	212 773	20 232 073	The Walt Disney Company Nordic	25.12.13
13	World War Z	World War Z	188 639	20 222 981	United International Pictures	12.07.13
14	Mormor og de åtte ungene	Mormor og de åtte ungene	187 970	14 996 594	Nordisk Film Distribusjon AS	16.08.13
15	Smurfene 2	The Smurfs 2	185 986	16 143 406	United International Pictures	30.08.13
16	Django Unchained	Django Unchained	182 542	19 561 746	The Walt Disney Company Nordic	18.01.13
17	Monsteruniversitetet	Monsters University	180 581	16 338 518	The Walt Disney Company Nordic	02.08.13
18	A Good Day to Die Hard	A Good Day to Die Hard	178 024	16 901 691	Twentieth Century Fox Norway	14.02.13
19	Man of Steel	Man of Steel	173 923	18 989 395	SF Norge	19.06.13
20	Fly	Planes	172 783	14 510 403	The Walt Disney Company Nordic	18.10.13
21	Pionér	Pioner	170 070	16 424 360	Nordisk Film Distribusjon AS	30.08.13
22	Thor: The Dark World 3D	Thor: The Dark World	165 420	15 846 621	The Walt Disney Company Nordic	01.11.13
23	Les Misérables	Les Misérables	164 892	16 756 805	United International Pictures	18.01.13
24	Pelle Politibil på Sporet	Pelle Politibil på Sporet	158 029	12 479 743	Nordisk Film Distribusjon AS	03.05.13
25	Hobbiten: En uventet reise	The Hobbit: An Unexpected Journey	157 340	17 686 021	SF Norge	12.12.12
26	Historien om Pi	Life of Pi	144 122	14 761 496	Twentieth Century Fox Norway	25.12.12
27	Turbo	Turbo	137 108	11 748 312	Twentieth Century Fox Norway	27.09.13
28	Gravity	Gravity	127 611	13 985 924	SF Norge	08.11.13
29	Epic - Skogens hemmelige rike	Epic	117 990	10 279 601	Twentieth Century Fox Norway	07.06.13
30	The Lone Ranger	The Lone Ranger	109 252	10 851 104	The Walt Disney Company Nordic	03.07.13

Source: FILM & KINO





Norwegian Film Institute

Filmens hus

Dronningensgate 16

Postboks 482 Sentrum • 0105 Oslo

www.nfi.no